

Thursday 9:30 am

Limerick Bowl

Lanes 25 - 28

USBC Certification: 364795

President: Debra Weikel Vice President: Lenny Aydin

Secretary/Treasurer: Limerick Bowl

Important Messages

Congratulations to Marvins Martians, the first leg winners.
 Congratulations to Marvins Martians, the second leg winners.
MARVINS MARTIANS ARE THE LEAGUE CHAMPS.

Team Standings

*** No scores have been entered for this week. All teams may show forfeits until the scores have been entered.

*** Reprinting this standing sheet after scores are entered will correct the team points and standings.

Place	Lane	#	Team Name	Points	Points	Team	HDCP	Pins +	Scratch	Year-To-Date
				Won	Lost	Ave		HDCP	Pins	WON
1	25	1	Marvins Martians	36	24	506	0	46940	46940	74½
2	27	4	Taz The Devil	32	28	434	0	42487	40444	58½
3	26	3	Foghorn Leghorn	32	28	435	63	42207	40353	68
4	28	2	Road Runners	20	40	424	9	41999	37685	47

Lane Assignments

25-26 27-28
 Wk32 04/18 1-3 4-2 Manually assigned

Last Week's Top Scores

*** Because no scores have been entered for this week, there are no weekly high scores to display.

Weekly Game Over Average
 Game - Ave=Difference

Weekly Series over Average
 Series - Ave=Difference

Men

Women

Season High Scores

Scratch Game	610	Marvins Martians	563	Taz The Devil	542	Road Runners
Scratch Series	1695	Marvins Martians	1540	Taz The Devil	1431	Foghorn Leghorn
Handicap Game	610	Marvins Martians	595	Road Runners	573	Foghorn Leghorn
Handicap Series	1695	Marvins Martians	1596	Road Runners	1555	Taz The Devil

The bowler with the high average is not eligible for season game and series awards.

	Scratch Game	Scratch Series	Handicap Game	Handicap Series
Men	244 Josh Hall	601 Josh Hall	297 Josh Hall	760 Josh Hall
Women	221 Sharon Wise	557 Sharon Wise	263 Lynn Forsberg	701 Lynn Forsberg
	193 Olga Rivera	516 Dee Engle	257 Sharon Wise	675 Dee Engle
	191 Lynn Forsberg	489 Donna Hall	255 Olga Rivera	666 Donna Hall

Season Game Over Average
 Game - Ave=Difference

Season Series over Average
 Series - Ave=Difference

Men	244 - 141=103	Josh Hall	601 - 423=178	Josh Hall
Women	191 - 119=72	Lynn Forsberg	488 - 363=125	Lynn Forsberg
	193 - 131=62	Olga Rivera	423 - 330=93	Donna Hall
	221 - 160=61	Sharon Wise	516 - 423=93	Dee Engle

Individual High Averages

Men	191.41	Lenny Aydin	149.38	Josh Hall
Women	178.19	Lisa Aydin	160.12	Sharon Wise
			143.74	Dee Engle

Most Improved Average

Men	128 to 149.38	=+21.38	Josh Hall	180 to 191.41	=+11.41	Lenny Aydin
Women	122 to 135.51	=+13.51	Donna Hall	112 to 125.38	=+13.38	Lynn Forsberg
				134 to 143.74	=+9.74	Dee Engle

Thur. Looney Tunes 2019 #39

Thursday 9:30 am



Limerick Bowl

Lanes 25 - 28

Team Rosters

Book	Ave	Name	Ave	Real Average	Gms	Pins	High Game	High Sers	-1-	-2-	-3-	Total	To Raise Avg +1	To Drop Avg -1
1 - Marvins Martians Ave=506														
	177	Lisa H. Aydin	178	178	93	16572	226	615				0	612	515
	___	Olga E. Rivera	137	137	75	10284	193	462				0	480	401
	197	Lenny Aydin	191	191	93	17801	257	659				0	631	534
2 - Road Runners Ave=424														
	121	Elsie V. Hedrick	105	105	78	8191	139	358				0	395	313
	140	Dee Engle	143	143	93	13368	189	516				0	456	359
	189	Bob Engle	176	176	36	6366	233	595				0	537	497
3 - Foghorn Leghorn Ave=435														
	150	Sharon L. Wise	160	160	81	12970	221	557				0	554	469
	___	Lynn Forsberg	125	125	93	11660	191	488				0	436	339
	___	VACANT	150		0	0	0	0				0		
4 - Taz The Devil Ave=434														
	139	Josh Hall	149	149	93	13892	244	601				0	508	411
	132	Donna L. Hall	135	135	93	12602	182	489				0	454	357
	___	VACANT	150		0	0	0	0				0		

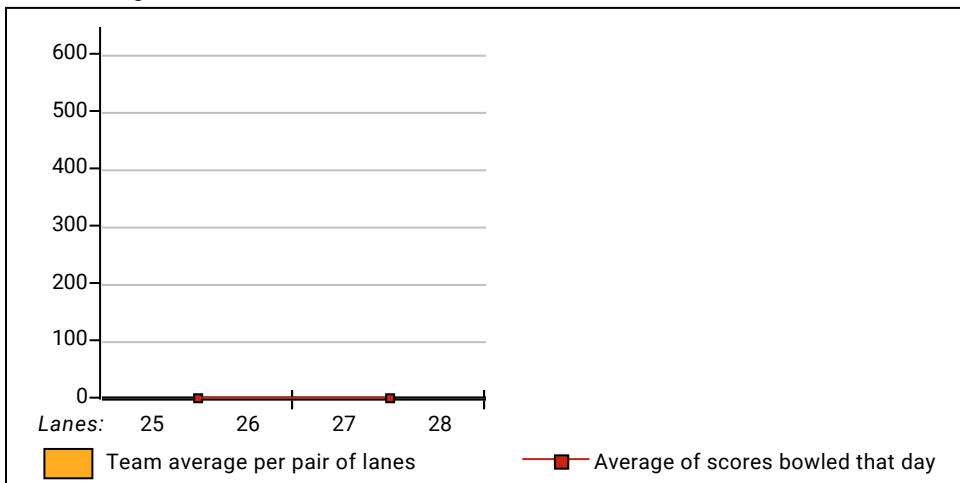
Temporary Substitutes

 Men														
Name	Ave HDCP		Pins	Gms	High Game	High Sers	HDCP Game	HDCP Sers	-1-	-2-	-3-	Total	HDCP Total	
 Women														
Name	Ave HDCP		Pins	Gms	High Game	High Sers	HDCP Game	HDCP Sers	-1-	-2-	-3-	Total	HDCP Total	
Pat Mitchell	147	39	8380	57	194	502	242	646				0	0	
Vicki Weber	0	0	0	0	0	0						0	0	

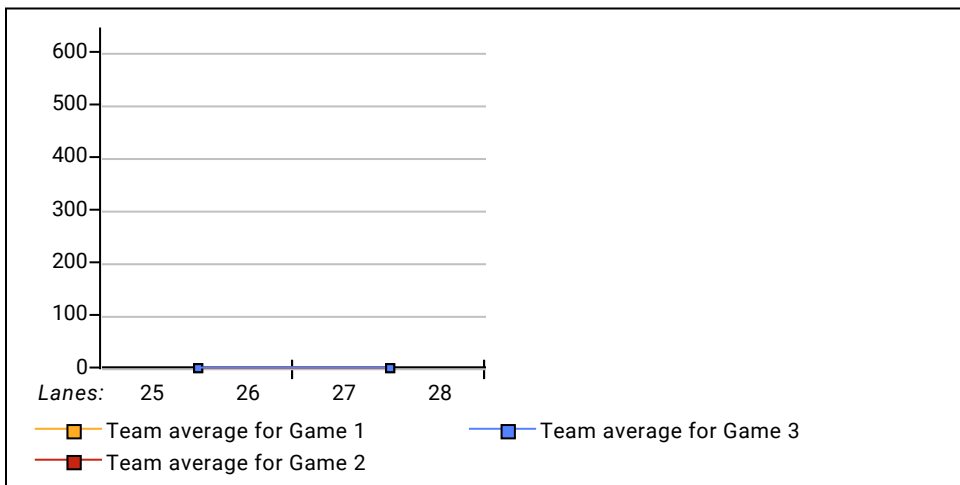
This Week's Statistics

	Over All	Men	Women
How many people bowled	0	0	0
Number of games bowled	0	0	0
Actual average of week's scores	0.00	0.00	0.00
How many games above average	0	0	0
How many games below average	0	0	0
Pins above/below average per game	0.00	0.00	0.00
How many people raised average	--	--	--
by this amount	0.00	0.00	0.00
How many people went down	--	--	--
by this amount	0.00	0.00	0.00
League average before bowling	0.00	0.00	0.00
League average after bowling	0.00	0.00	0.00
Change in league average	0.00	0.00	0.00
800s	--	--	--
775s	--	--	--
750s	--	--	--
725s	--	--	--
700s	--	--	--
675s	--	--	--
650s	--	--	--
625s	--	--	--
600s	--	--	--
575s	--	--	--
550s	--	--	--
525s	--	--	--
500s	--	--	--
475s	--	--	--
450s	--	--	--
425s	--	--	--
400s	--	--	--
below 400	--	--	--
300s	--	--	--
275s	--	--	--
250s	--	--	--
225s	--	--	--
200s	--	--	--
175s	--	--	--
150s	--	--	--
125s	--	--	--
100s	--	--	--
below 100	--	--	--

Team Average vs Ave of Scores



Average of Scores for Each Game



Amount Over/Under Team Average

