

Tuesday 6:50 pm

Limerick Bowl

Lanes 35 - 38

USBC Certification: 393182

Important Messages

SPORT SHOT
2019 USBC Masters
8-27-19

Team Standings

Place	Lane	#	Team Name	Points Won	Points Lost	Team Ave	Total Pins	Scratch Pins	Year-To-Date WON
1	35	2	John and Tom	26	16	380	15958	15958	26
2	37	1	Jeff and Doug	24	18	362	15353	15353	24
3	38	4	Tyrone and Tamer	21	21	363	15236	15236	21
4	36	3	Bob and Bryan	14	28	350	14696	14696	14

Lane Assignments

35-36 37-38
Wk15 08/27 2-3 1-4

Last Week's Top Scores

Team Scratch Game				Team Scratch Series			
453	Jeff and Doug			1227	Jeff and Doug		
402	Bob and Bryan			1089	Tyrone and Tamer		
388	Tyrone and Tamer			1083	John and Tom		
Scratch Game				Scratch Series			
265	Jason Jeffries			694	Jason Jeffries		
241	Bryan Hoffman			641	Tyrone Brown		
232	Tyrone Brown			622	Tom Trumbetas		
Weekly Game Over Average				Weekly Series over Average			
Game - Ave=Difference				Series - Ave=Difference			
265 - 179=86	Jason Jeffries			694 - 537=157	Jason Jeffries		
241 - 190=51	Bryan Hoffman			641 - 555=86	Tyrone Brown		
232 - 185=47	Tyrone Brown			622 - 609=13	Tom Trumbetas		

Season High Scores

Team Scratch Game				Team Scratch Series			
453	Jeff and Doug			1249	John and Tom		
451	Tyrone and Tamer			1227	Jeff and Doug		
438	John and Tom			1213	Tyrone and Tamer		
The bowler with the high average is not eligible for season game and series awards.							
Scratch Game				Scratch Series			
264	Tyrone Brown			652	Bryan Hoffman		
247	Doug Scheidig			641	Doug Scheidig		
241	Bryan Hoffman			641	Tyrone Brown		
Season Game Over Average				Season Series over Average			
Game - Ave=Difference				Series - Ave=Difference			
242 - 163=79	Jeff Senley			589 - 480=109	Bob Parsons Sr.		
264 - 199=65	Tyrone Brown			641 - 555=86	Tyrone Brown		
239 - 176=63	Tamer Elbaga			611 - 528=83	Tamer Elbaga		

Team Rosters

Book Ave	Name	Ave	Real Average	Gms	Pins	High Game	High Sers	-1-	-2-	-3-	Total	To Raise Avg +1	To Drop Avg -1
1 - Jeff and Doug Ave=362													
170	Jeff Senley	169	169	27	4581	201	561				0	519	488
204	Doug W. Scheidig	193	193	39	7539	247	641	151	194	188	533	609	566
2 - John and Tom Ave=380													
174	John P. Carroll	177	177	42	7466	229	590	147	149	165	461	544	498
196	Tom Trumbetas	203	203	39	7949	266	675	201	212	209	622	619	576

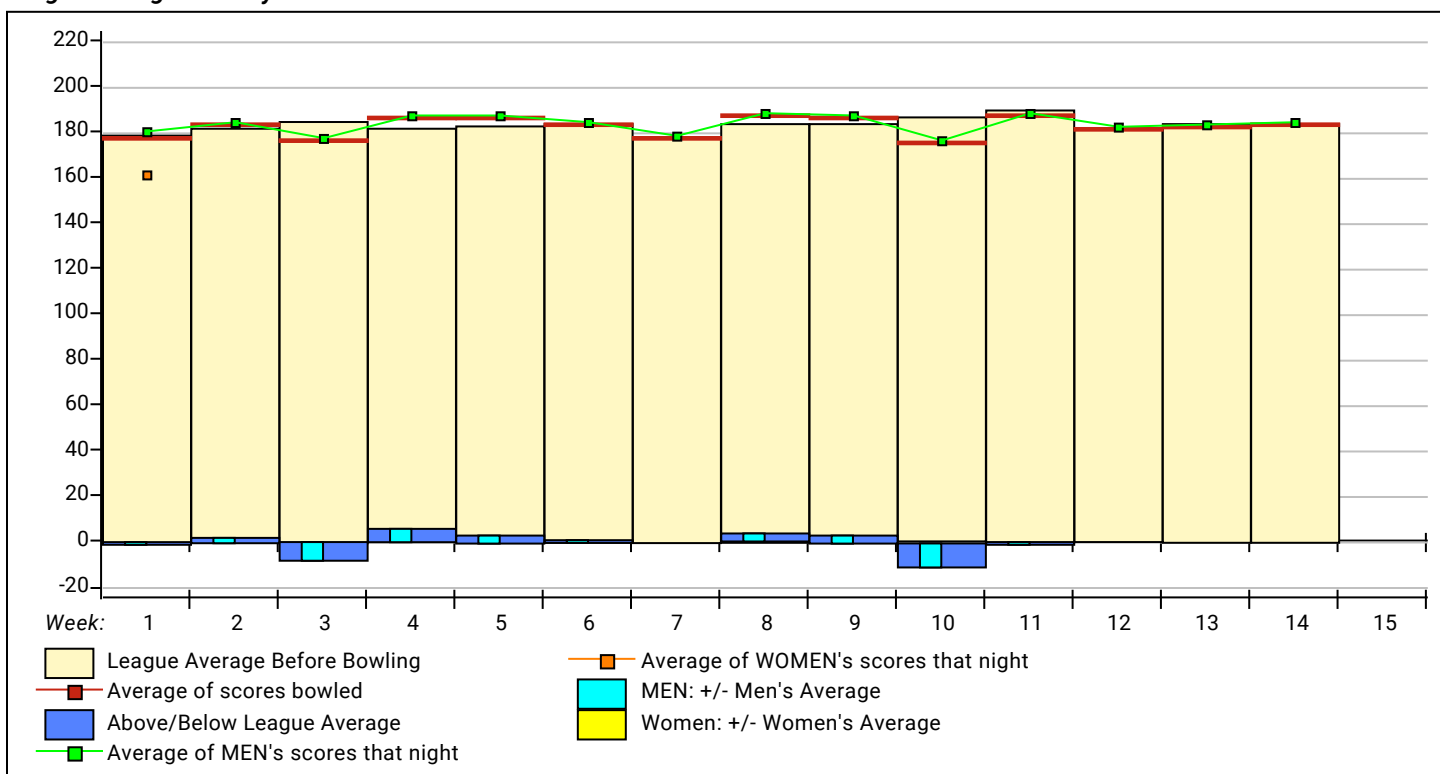
Book			Real			High	High					To Raise	To Drop
Ave	Name	Ave	Average	Gms	Pins	Game	Sers	-1-	-2-	-3-	Total	Avg +1	Avg -1
3 - Bob and Bryan Ave=350													
172	Bob L. Parsons Sr.	159	159	39	6232	205	589	151	161	131	443	488	445
190	Bryan E. Hoffman	191	191	42	8023	241	652	181	241	156	578	617	571
4 - Tyrone and Tamer Ave=363													
173	Tyrone Brown	187	187	39	7304	264	641	189	232	220	641	592	549
184	Tamer Elbaga	176	176	42	7428	239	611	147	156	145	448	537	491

Temporary Substitutes**Men**

Name	Ave	Pins	Gms	High Game	High Sers	-1-	-2-	-3-	Total
Jason D. Jeffries	192	2309	12	265	694	220	209	265	694

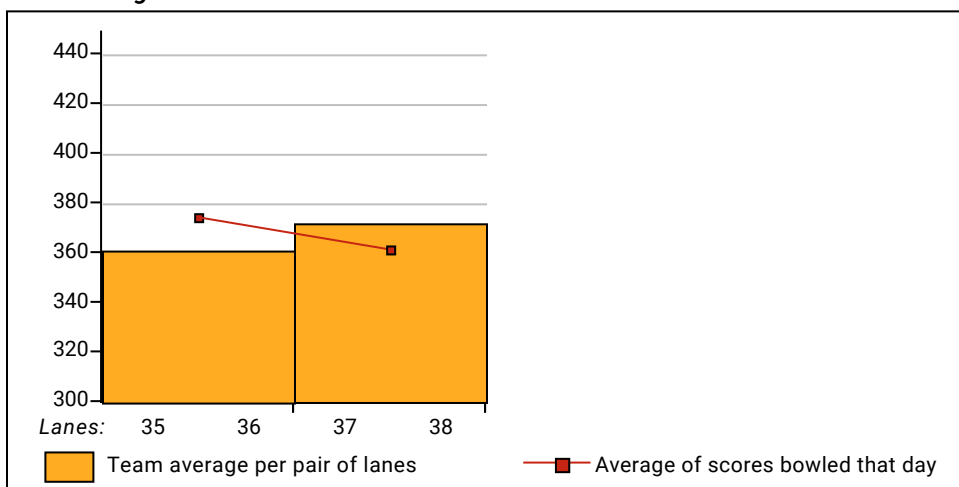
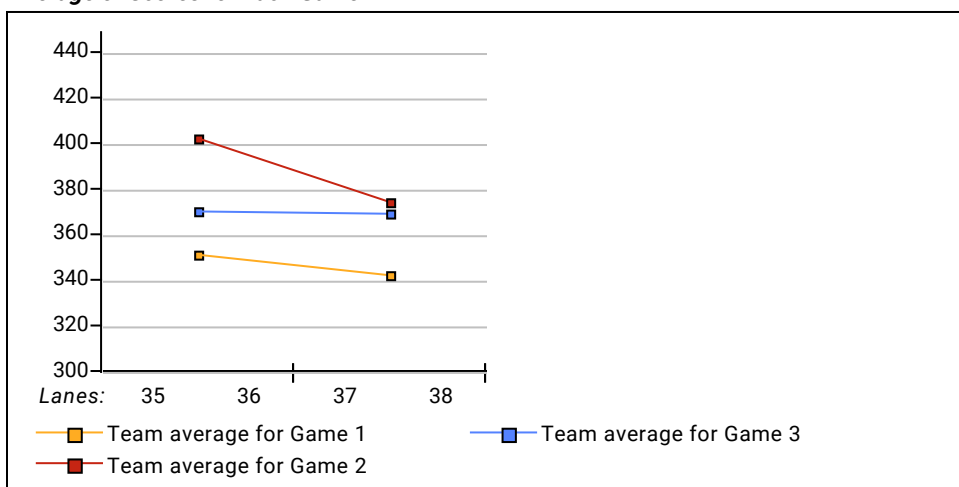
Women

Name	Ave	Pins	Gms	High Game	High Sers	-1-	-2-	-3-	Total
------	-----	------	-----	-----------	-----------	-----	-----	-----	-------

League Average Week-by-Week

This Week's Statistics

	<u>Over All</u>	<u>Men</u>	<u>Women</u>
How many people bowled	8	8	0
Number of games bowled	24	24	0
Actual average of week's scores	184.17	184.17	0.00
How many games above average	10	10	0
How many games below average	13	13	0
Pins above/below average per game	0.67	0.67	0.00
How many people raised average	4	4	--
by this amount	3.90	3.90	0.00
How many people went down	4	4	--
by this amount	-1.57	-1.57	0.00
League average before bowling	184.12	184.12	0.00
League average after bowling	185.28	185.28	0.00
Change in league average	1.16	1.16	0.00
800s	--	--	--
775s	--	--	--
750s	--	--	--
725s	--	--	--
700s	--	--	--
675s	1	1	--
650s	--	--	--
625s	1	1	--
600s	1	1	--
575s	1	1	--
550s	--	--	--
525s	1	1	--
500s	--	--	--
475s	--	--	--
450s	1	1	--
425s	2	2	--
400s	--	--	--
below 400	--	--	--
300s	--	--	--
275s	--	--	--
250s	1	1	--
225s	2	2	--
200s	6	6	--
175s	4	4	--
150s	6	6	--
125s	5	5	--
100s	--	--	--
below 100	--	--	--

Team Average vs Ave of Scores**Average of Scores for Each Game****Amount Over/Under Team Average**