Tuesday 12:50 pm

Limerick Bowl

Lanes 35 - 48

President: Marty Earhart Sr. is on Lane 47 Vice President: Gary Willauer is on Lane 43
Treasurer: Frank Knappenberger Jr. is on Lane 47

Important Messages

Congratulations to Dilly Dilly and Philly Philly, the first leg winners.

Team Standings In Each Division

Place	Lane	#	Team Name	Points Won	Points Lost	Team Ave	HDCP	Pins + HDCP	Scratch Pins	Year-To-Date WON
Division1										
1	46	3	Dilly Dilly	27	13	616	26	20004	18933	27
2	35	4	Broken Pins	25	15	664	0	19918	19834	25
3	47	1	The Crew	23	17	700	0	21073	21073	23
4	40	2	Sandbaggers	21	19	561	0	18117	16869	21
5	41	5	White Caps	20	20	536	0	18155	16067	20
6	39	6	Slow Starters	16	24	544	15	17745	16332	16
7	45	7	Moonliters	14	26	645	0	19485	19320	14
Division2										
1	48	13	Philly Philly	25	15	571	116	18601	17560	25
2	43	10	Rolling Thunder	23	17	611	0	19071	18393	23
3	38	8	New Bees	21	19	682	0	20444	20444	21
4	44	12	Have Nots	19	21	553	52	17999	16610	19
5	42	9	Misfits	18	22	488	43	17843	16694	18
6	36	11	Wildcats	15	25	579	76	18543	17397	15
7	37	14	BYE	0	0	0	0	0	0	0

Lane Assignments

	35-36	37-38	39-40	41-42	43-44	45-46	47-48
Wk11 07/02	4-11	14- 8	6- 2	5- 9	10-12	7- 3	1-13
Wk12 07/09	9-14	4- 1	11- 5	8-12	7-13	2-10	6- 3

Last Week's Top Scores

Team Scratch Game		Team Scratch Series		Team Handicap Game		Team Handicap Series	
696	The Crew	2019	The Crew	716	Philly Philly	2043	Dilly Dilly
678	New Bees	1939	New Bees	706	Sandbaggers	2025	Philly Philly
663	Broken Pins	1853	Rolling Thunder	702	Dilly Dilly	2019	The Crew

	Scratch Game		Scratch Series		Handicap Game		Handicap Series	
Men	202	Ken Stimeling	554	Tom Deromedi	224	Rich Mackey Sr.	619	Marty Earhart Sr.
	192	Ray Fisher	550	Ray Fisher	220	Ken Stimeling	605	Ted Leszczynski
	192	Tom Deromedi	523	Vince Judd	216	Art Lebofsky	600	Art Lebofsky
Women	178	Esther Riddell	475	Esther Riddell	232	Esther Riddell	637	Esther Riddell
	176	Loretta Abt	467	Janet Luneau	222	Betty Webster	635	Judy Whitman
	170	Jan Clevesy	466	Loretta Abt	221	Loretta Abt	611	Faith Wise

	Weekly Game Over Average Game - Ave=Difference		Weekly Series over Average Series - Ave=Difference	
Men	188 - 160=28	Rich Mackey Sr.	511 - 477=34	Marty Earhart Sr.
	202 - 180=22	Ken Stimeling	491 - 471=20	Ted Leszczynski
	176 - 157=19	Ted Leszczynski	522 - 513=9	Art Lebofsky
	156 - 137=19	Don Kerr		
Women	178 - 139=39	Esther Riddell	419 - 360=59	Judy Whitman
	155 - 125=30	Betty Webster	475 - 417=58	Esther Riddell
	147 - 120=27	Mary Ann Mulhall	440 - 393=47	Cathy Janssen
	176 - 149=27	Loretta Abt		

Season High Scores

Team Scratch Game		Team Scratch Series		Team Handicap Game		Team Handicap Series	
807	The Crew	2258	The Crew	807	The Crew	2258	The Crew

BLS-2019/AS 31.04.09 licensed to Chris Buser - Limerick Bowl

Team Scratch Game	Team Scratch Series	Team Handicap Game	Team Handicap Series
760 New Bees	2153 New Bees	784 Dilly Dilly	2202 Dilly Dilly
752 Broken Pins	2086 Broken Pins	775 Wildcats	2188 Sandbaggers

The bowler with the high average is not eligible for season game and series awards.

	Scratch Game	Scratch Series	Handicap Game	Handicap Series
Men	253 Frank Knappenberger Jr.	641 Ray Fisher	279 Frank Knappenberger Jr.	689 Ray Fisher
	249 Dave Sheeler	622 Dave Sheeler	270 Art Lebofsky	683 Frank Zagorski
	248 Pete Milkovits	616 Pete Milkovits	264 Glenn Yerger	682 Ed Chuck
Women	232 Loretta Abt	548 Loretta Abt	281 Loretta Abt	695 Loretta Abt
	209 Nancy Faillace	519 Vikki Buckwalter	266 Nancy Faillace	684 Pat Elton
	197 Michelle DeHaven	505 Michelle DeHaven	246 Michelle DeHaven	669 Cheryl Judd
			246 Lonnie Grabowski	

	Season Game Over Average Game - Ave=Difference		Season Series over Average Series - Ave=Difference	
Men	253 - 171=82	Frank Knappenberger Jr.	462 - 357=105	Don Kerr
	243 - 169=74	Art Lebofsky	542 - 441=101	Frank Zagorski
	223 - 154=69	Glenn Yerger	641 - 546=95	Ray Fisher
Women	249 - 156=93	Linda Harner	548 - 435=113	Loretta Abt
	232 - 145=87	Loretta Abt	492 - 384=108	Pat Elton
	209 - 136=73	Nancy Faillace	474 - 381=93	Cheryl Judd

Most Improved Average

Men	161 to 168.89 = +7.89 Dick Willford	144 to 151.67 = +7.67 Frank Zagorski	167 to 171.37 = +4.37 Bill Davis
Women	112 to 122.50 =+10.50 Judy Whitman	126 to 133.13 = +7.13 Cathy Janssen	154 to 158.70 = +4.70 Jan Clevesy

Individual High Averages

Men	189.10	Tom Deromedi	185.57	Dave Sheeler	184.37 Ray Fisher
Women	158.70	Jan Clevesy	151.33	Kathy Buscher	149.93 Loretta Abt

Team Rosters

	Name	Pins	Gms	Ave	High Game	High Sers	-1-	-2-	-3-	Total
1 - The Crew Ave=700										
	Marty Earhart Sr.	4823	30	160	224	608	170	164	177	511
	Frank L. Knappenberger Jr.	5152	30	171	253	570	177	163	146	486
	Ray Fisher	5531	30	184	223	641	184	174	192	550
	Dave Sheeler	5567	30	185	249	622	165	163	144	472
2 - Sandbaggers Ave=561										
	Cathy Janssen	3994	30	133	178	462	153	132	155	440
	Frank J. Zagorski	4550	30	151	183	542	150	145	164	459
	Nancy L. Faillace	4096	30	136	209	479	117	117	145	379
	Esther L. Riddell	3548	25	141	190	486	135	162	178	475
3 - Dilly Dilly Ave=616										
	Rich Mackey Sr.	4808	30	160	195	533	142	188	139	469
	Ted Leszczynski	3805	24	158	214	534	174	141	176	491
	Dick Willford	4560	27	168	204	575	145	137	180	462
	VACANT	0	0	130	0	0	v130	v130	v130	390
4 - Broken Pins Ave=664										
	Bob Troilo	4133	27	153	200	518	145	111	126	382
	Pat Strain Sr.	3886	24	161	203	537	155	134	170	459
	Bill Davis	4627	27	171	206	578	a161	a161	a161	483
	Ken Stimeling	4845	27	179	226	600	202	171	148	521
5 - White Caps Ave=536										
	Kathy Strain	2316	18	128	169	438	106	i118	a120	344
	Lonnie Grabowski	3579	30	119	168	409	110	110	130	350
	Frank T. Faillace	3512	27	130	168	451	128	103	125	356
	Jim Bush	4789	30	159	203	502	116	152	147	415
6 - Slow Starters Ave=544										
	Debbie A. Hanson	3303	30	110	150	402	89	98	120	307
	Karen Ottaviano	3262	24	135	173	452	114	107	127	348
	Kathy Buscher	4540	30	151	192	500	89	150	164	403
	Michelle DeHaven	4447	30	148	197	505	143	165	136	444

BLS-2019/AS 31.04.09 licensed to Chris Buser - Limerick Bowl

Name	Pins	Gms	Ave	High Game	High Sers	-1-	-2-	-3-	Total
7 - Moonliters Ave=645									
Vikki Buckwalter	3918	27	145	182	519	134	153	134	421
Jack Clevesy	5065	30	168	209	574	150	170	145	465
Jan Clevesy	4761	30	158	205	554	170	162	107	439
Ed Chuck	4704	27	174	223	583				0
8 - New Bees Ave=682									
Vince Judd	5502	30	183	232	598	152	181	190	523
Cheryl Judd	3156	25	126	182	474	121	105	116	342
Pete Milkovits	5524	30	184	248	616	168	172	180	520
Tom Deromedi	5673	30	189	216	592	181	181	192	554
9 - Misfits Ave=488									
Linda L. Harner	4301	30	143	195	473	111	115	111	337
Helene Vanderslice	2748	30	91	129	341	112	109	91	312
Betty Webster	1871	15	124	155	401	155	99	114	368
VACANT	0	0	130	0	0	v130	v130	v130	390
10 - Rolling Thunder Ave=611									
Pat Elton	4348	30	144	185	493	137	151	137	425
Faith Wise	3987	30	132	166	449	152	144	129	425
Gary Willauer	4894	30	163	216	546	153	158	170	481
Art Lebofsky	5164	30	172	243	559	190	170	162	522
11 - Wildcats Ave=579									
Judy Whitman	3675	30	122	161	419	138	145	136	419
Dave Walters	4930	30	164	208	577	148	162	141	451
Glenn P. Yerger	4255	27	157	223	550	137	124	148	409
Don Kerr	4093	30	136	176	462	128	156	109	393
12 - Have Nots Ave=553									
Angeline Stillman	2893	30	96	133	313	98	107	84	289
Anna Mae Needs	4071	30	135	172	471	137	152	117	406
Warren F. Werner	4667	30	155	196	507	138	173	135	446
Carl Needs	4517	27	167	214	575	164	162	127	453
13 - Philly Philly Ave=571									
Loretta D. Abt	4498	30	149	232	548	138	176	152	466
Mary Ann Mulhall	2564	21	122	161	389	96	144	147	387
Mike Mulhall	3581	21	170	205	564	160	164	152	476
VACANT	0	0	130	0	0	v130	v130	v130	390
14 - BYE Ave=0									

Temporary Substitutes

Men

Name	Ave	HDCP	Pins	Gms	High Game	High Sers	-1-	-2-	-3-	Total
Bob Jording	173	24	2079	12	222	587				0
Dale Moyer	154	41	462	3	163	462				0
Jeffrey C. Needs Jef	154	41	462	3	176	462				0
Al Simmons	159	36	3340	21	219	559				0

Women

Name	Ave	HDCP	Pins	Gms	High Game	High Sers	-1-	-2-	-3-	Total
Marti Hurley	137	56	1240	9	158	438				0
Sandy Kelly	148	46	3110	21	193	511				0
Janet Luneau	155	40	467	3	161	467	161	158	148	467
Sallie R. Reitmeyer	145	49	2181	15	185	491				0

BLS-2019/AS 31.04.09 licensed to Chris Buser - Limerick Bowl

League Average Week-by-Week

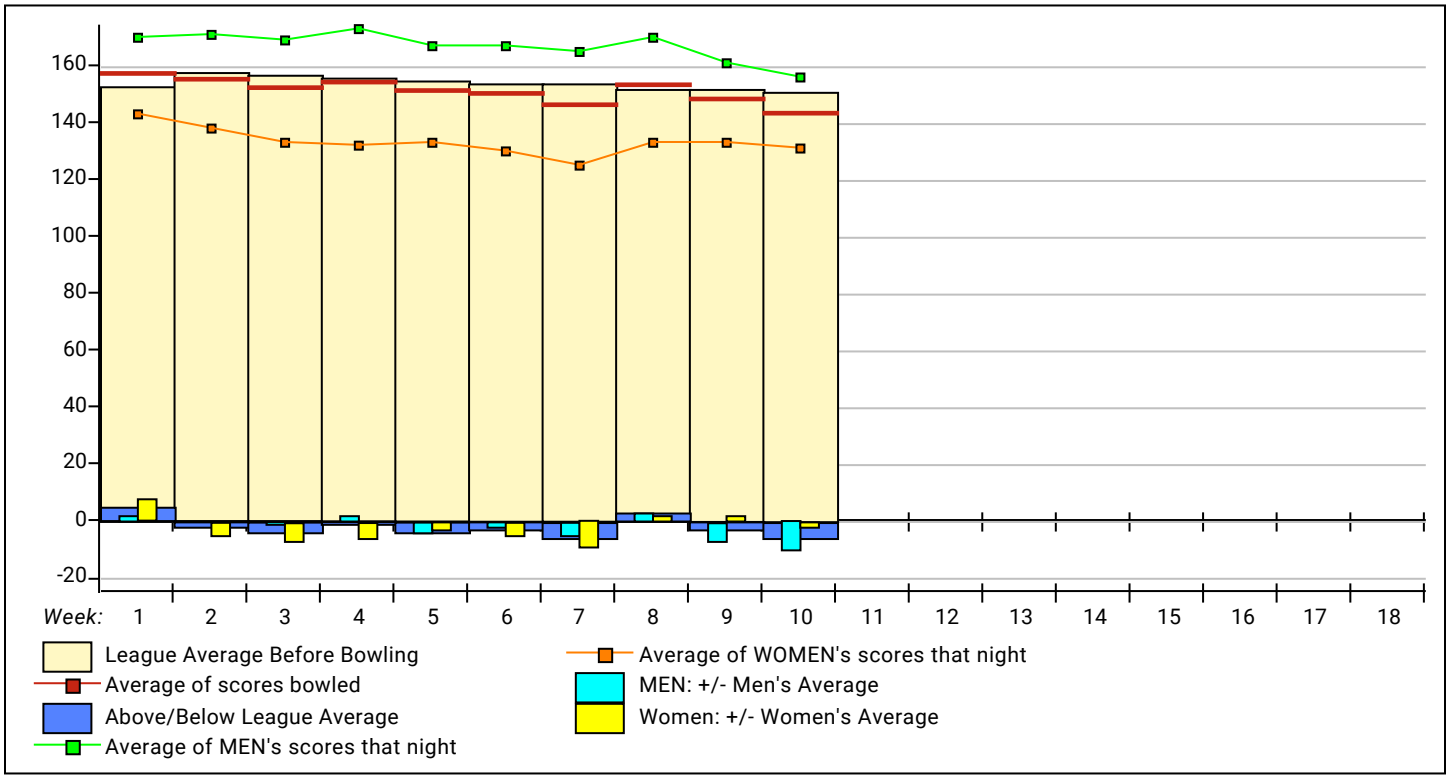

BLS-2019/AS 31.04.09 licensed to Chris Buser - Limerick Bowl

This Week's Statistics

	Over All	Men	Women
How many people bowled	48	25	23
Number of games bowled	142	75	67
Actual average of week's scores	144.23	156.35	130.67
How many games above average	51	18	33
How many games below average	89	55	34
Pins above/below average per game	-6.11	-9.81	-1.97
How many people raised average	11	4	7
by this amount	1.08	0.54	1.39
How many people went down	36	21	15
by this amount	-1.28	-1.42	-1.09
League average before bowling	150.58	166.64	133.12
League average after bowling	149.86	165.54	132.83
Change in league average	-0.71	-1.11	-0.29
800s	--	--	--
775s	--	--	--
750s	--	--	--
725s	--	--	--
700s	--	--	--
675s	--	--	--
650s	--	--	--
625s	--	--	--
600s	--	--	--
575s	--	--	--
550s	2	2	--
525s	--	--	--
500s	5	5	--
475s	5	4	1
450s	10	8	2
425s	6	1	5
400s	6	2	4
below 400	14	3	11
300s	--	--	--
275s	--	--	--
250s	--	--	--
225s	--	--	--
200s	1	1	--
175s	16	14	2
150s	47	31	16
125s	45	24	21
100s	25	5	20
below 100	8	--	8

BLS-2019/AS 31.04.09 licensed to Chris Buser - Limerick Bowl

Team Average vs Ave of Scores

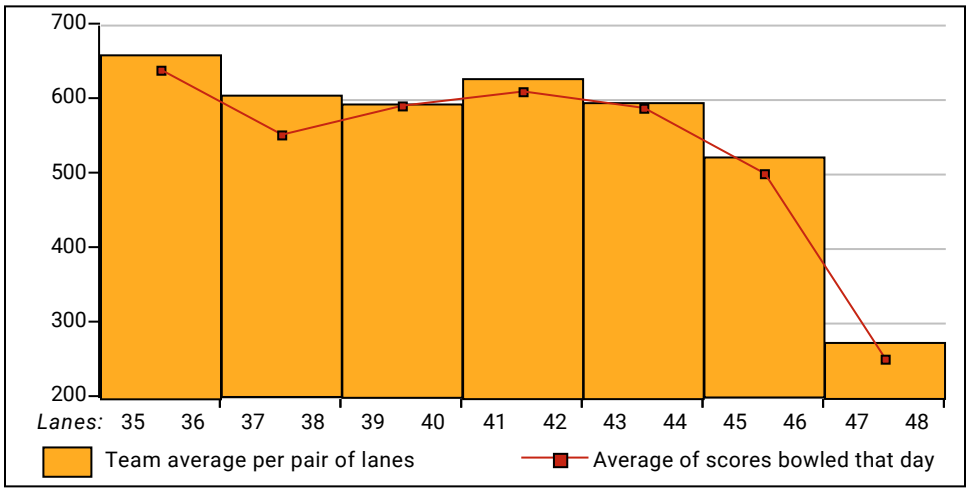

Average of Scores for Each Game

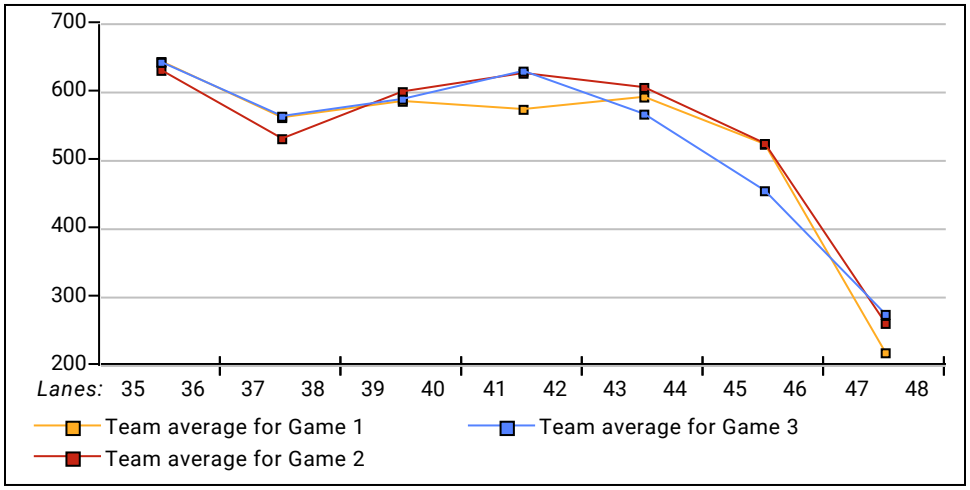

Amount Over/Under Team Average

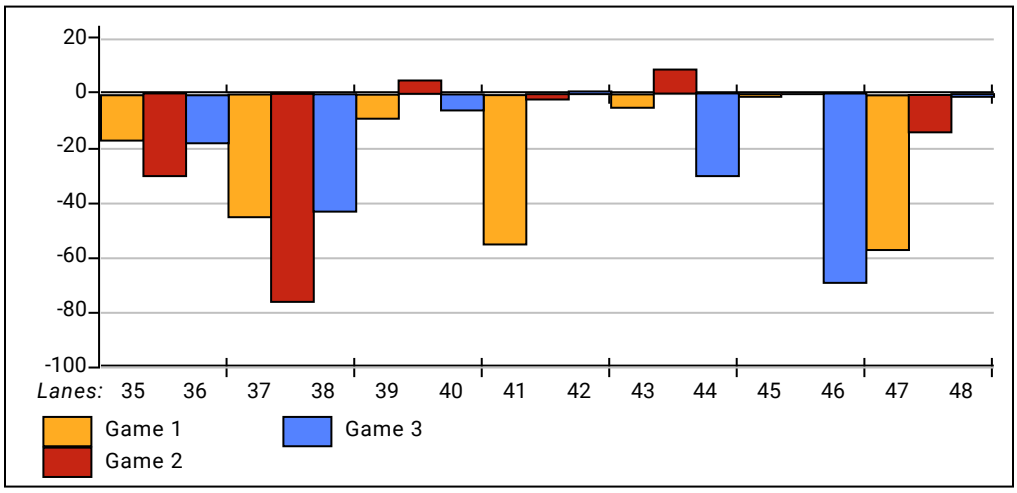

BLS-2019/AS 31.04.09 licensed to Chris Buser - Limerick Bowl